



Location Sunlight Mountain Resort, CO Date 30-Jan-10

Event Sprint Classic Name of the TD Tory Hauser

F Factor 500

Instructions
 This worksheet is password protected
 You can only fill in cells highlighted in yellow
 Cells in Green are automatically filled in.
 Transfer 2009 points information from the
 attached points lists

The Top 5 USTSA 2009 Points Racers That Started the Race

Bib #	Name	2009 USTSA Points
1	Ben Paley	30.99
2	Eric Lamb	34.79
3	David Hobbs	47.89
4	Ken Recker	56.53
5	Jeffrey Gay	59.19
(A) 2009 USTSA Points of best 5 at start		229.39

The best 10 at finish

Result	Bib #	Name	2009 USTSA Points	Best 5 2009 USTSA-Points	Racer's Total Time In Seconds	Winning Time	F Factor	Race points
Winner		David Hobbs	47.89	47.89	02:23.72	02:23.72	500	-
2		Jeffrey Gay	59.19	59.19	02:31.31	02:23.72	500	26.41
3		Birk Larsen	76.83	76.83	02:34.62	02:23.72	500	37.92
4		Cole Schneider	138.89	138.89	02:34.96	02:23.72	500	39.10
5		Ken Recker	56.63	56.63	02:35.91	02:23.72	500	42.41
6		Scott Powers			02:43.85	02:23.72	500	
7		Jordan Goldstein			02:43.88	02:23.72	500	
8		Aiden Rohde			02:46.52	02:23.72	500	
9		Luke Fallone			02:46.56	02:23.72	500	
10		Justin Powers			02:49.49	02:23.72	500	
(B) 2009 USTSA Points of best 5 to finish in top 10				379.43				
(C) Race Points of corresponding competitors								145.84








Calculated penalty

A 229.39 + B 379.43 - C 145.84 = 462.98 / 10 = 46.30

Signature TD



Event		Date	Location										Race		USTSA
Sprint Classic		1/30/10	Sunlight Mountain Resort, CO										Handicap	Race Penalty	Points
Place	Name	Hometown	USTSA#	1st Run	Jump Penalty	Penalty	2nd Run	Jump Penalty	Penalty	Total	Points	02:23.72	46.30		
Men															
1	David Hobbs			01:11.28	0.00	0.00	01:12.44	0.00	0.00	02:23.72		0.00	46.30	46.30	
2	Jeffrey Gay			01:17.18	0.00	0.00	01:14.13	0.00	0.00	02:31.31		26.41	46.30	72.70	
3	Birk Larsen			01:18.31	0.00	0.00	01:16.31	0.00	0.00	02:34.62		37.92	46.30	84.22	
4	Cole Schneider			01:16.81	0.00	0.00	01:18.15	0.00	0.00	02:34.96		39.10	46.30	85.40	
5	Ken Recker			01:18.84	0.00	0.00	01:17.07	0.00	0.00	02:35.91		42.41	46.30	88.71	
6	Scott Powers			01:18.14	0.00	0.00	01:25.71	0.00	0.00	02:43.85		70.03	46.30	116.33	
7	Jordan Goldstein			01:21.77	0.00	0.00	01:22.11	0.00	0.00	02:43.88		70.14	46.30	116.43	
8	Aiden Rohde			01:21.85	0.00	0.00	01:24.67	0.00	0.00	02:46.52		79.32	46.30	125.62	
9	Luke Fallon			01:25.11	0.00	0.00	01:21.45	0.00	0.00	02:46.56		79.46	46.30	125.76	
10	Justin Powers			01:26.80	0.00	0.00	01:22.69	0.00	0.00	02:49.49		89.65	46.30	135.95	
11	Eric Lamb			01:22.21	0.00	0.00	01:28.71	0.00	0.00	02:50.92		94.63	46.30	140.93	
12	Josh Lanzetta			01:18.01	0.00	0.00	01:35.86	0.00	0.00	02:53.87		104.89	46.30	151.19	
13	Peter Madigan			01:30.34	0.00	0.00	01:32.68	0.00	0.00	03:03.02		136.72	46.30	183.02	
14	Lenkin Grady			01:39.51	0.00	0.00	01:44.03	0.00	0.00	03:23.54		208.11	46.30	254.41	
15	Simon Knobel			01:43.47	0.00	0.00	01:43.18	0.00	0.00	03:26.65		218.93	46.30	265.23	
16	Ian Morris			01:46.73	0.00	0.00	01:43.21	0.00	0.00	03:29.94		230.38	46.30	276.68	
17	Jared Carlson			01:42.02	0.00	0.00	01:52.33	0.00	0.00	03:34.35		245.72	46.30	292.02	
18	Marshall Thompson			01:47.69	0.00	0.00	01:47.19	0.00	0.00	03:34.88		247.56	46.30	293.86	
19	Ian Reid			01:49.28	0.00	0.00	01:50.86	0.00	0.00	03:40.14		265.86	46.30	312.16	
20	Charles Boyne			01:44.06	0.00	0.00	02:00.65	0.00	0.00	03:44.71		281.76	46.30	328.06	
21	Brendan Durrum			01:49.65	0.00	0.00	01:56.98	0.00	0.00	03:46.63		288.44	46.30	334.74	
22	Thorne Warner			01:52.08	0.00	0.00	01:57.33	0.00	0.00	03:49.41		298.11	46.30	344.41	
23	Jack Morris			01:47.99	0.00	0.00	02:02.62	0.00	0.00	03:50.61		302.29	46.30	348.59	
24	Tanner Shelden			02:03.65	0.00	0.00	01:53.85	0.00	0.00	03:57.50		326.26	46.30	372.56	
25	Andrew Wright			01:58.92	0.00	0.00	01:59.46	0.00	0.00	03:58.38		329.32	46.30	375.62	
26	Drew Verratti			02:00.22	0.00	0.00	02:01.01	0.00	0.00	04:01.23		339.24	46.30	385.53	
27	Chase Hansen			01:56.26	0.00	0.00	02:05.12	0.00	0.00	04:01.38		339.76	46.30	386.06	
28	Weaver Froelicher			01:50.12	0.00	0.00	02:20.29	0.00	0.00	04:10.41		371.17	46.30	417.47	
29	Conner Peck			02:08.03	0.00	0.00	02:06.70	0.00	0.00	04:14.73		386.20	46.30	432.50	
30	Juan Pablo Alocer			02:50.33	0.00	0.00	01:52.73	0.00	0.00	04:43.06		484.76	46.30	531.06	
31	Evan Bicker			02:20.20	0.00	0.00	02:26.17	0.00	0.00	04:46.37		496.28	46.30	542.58	
	Ben Paley			01:15.37	0.00	0.00	DNF	0.00	0.00	DNF					
	Mathew Resignolo			02:00.58	0.00	0.00	DSQ	0.00	0.00	DSQ					
	Nick Resignolo			DSQ	0.00	0.00	01:45.07	0.00	0.00	DSQ					
	Austin Cerny			DSQ	0.00	0.00	01:36.37	0.00	0.00	DSQ					
	Jack Geddes			02:09.24	0.00	0.00	DSQ	0.00	0.00	DSQ					
	Leo Salamunovich			DNF	0.00	0.00	02:07.36	0.00	0.00	DNF					
Women's Junior 1															
1	Meghan Detering			01:39.63	0.00	0.00	01:30.05	0.00	0.00	03:09.68		159.89	46.30	206.19	
2	Riley Evel			01:34.92	0.00	0.00	01:34.92	0.00	0.00	03:09.84		160.45	46.30	206.75	
3	Annecey Hillmuth			01:36.72	0.00	0.00	01:33.85	0.00	0.00	03:10.57		162.99	46.30	209.29	
4	Katie Ross			01:38.50	0.00	0.00	01:37.22	0.00	0.00	03:15.72		180.91	46.30	227.21	
5	Zoe Taylor			01:45.67	0.00	0.00	01:45.63	0.00	0.00	03:31.30		235.11	46.30	281.41	
6	Lausanne Hillmuth			01:44.82	0.00	0.00	01:47.39	0.00	0.00	03:32.21		238.28	46.30	284.57	
7	Jasmine Vantoff			01:44.82	0.00	0.00	01:47.39	0.00	0.00	03:32.21		238.28	46.30	284.57	
8	Ellie Knust			01:50.83	0.00	0.00	01:46.50	0.00	0.00	03:37.33		256.09	46.30	302.39	
9	Sidney Idzikowski			01:49.21	0.00	0.00	01:51.94	0.00	0.00	03:41.15		269.38	46.30	315.68	
10	Elizabeth Graves			01:49.21	0.00	0.00	01:56.75	0.00	0.00	03:45.96		286.11	46.30	332.41	
11	Emily Vandoni			01:57.29	0.00	0.00	01:53.20	0.00	0.00	03:50.49		301.87	46.30	348.17	
12	Ellen Edgerton			01:54.08	0.00	0.00	01:56.77	0.00	0.00	03:50.85		303.12	46.30	349.42	
13	Kelsey Bohanan			01:53.51	0.00	0.00	01:59.46	0.00	0.00	03:52.97		310.50	46.30	356.80	
14	Aisha Weinhold			01:54.44	0.00	0.00	01:59.92	0.00	0.00	03:54.36		315.35	46.30	361.65	
15	Jessica Worley			02:02.00	0.00	0.00	02:04.48	0.00	0.00	04:06.48		357.50	46.30	403.80	
16	Sierra Brill			02:05.00	0.00	0.00	02:02.38	0.00	0.00	04:07.38		360.63	46.30	406.93	
17	Rebecca Wirth			02:02.01	0.00	0.00	02:06.33	0.00	0.00	04:08.34		363.97	46.30	410.27	
18	Hanna Horn			02:06.03	0.00	0.00	02:18.03	0.00	0.00	04:24.06		418.66	46.30	464.96	
19	Gracyn Overstreet			02:21.13	0.00	0.00	02:09.74	0.00	0.00	04:30.87		442.35	46.30	488.65	
20	Genevieve Hillmuth			02:07.08	0.00	0.00	02:51.11	0.00	0.00	04:58.19		537.40	46.30	583.70	
	Taylor Biegler			DSQ	0.00	0.00	02:02.67	0.00	0.00	DSQ					
	Alejandra Milno			DSQ	0.00	0.00	DSQ	0.00	0.00	DSQ					
	Elizabeth Klemmer			DSQ	0.00	0.00	01:58.90	0.00	0.00	DSQ					
	Kelsey Freeman			DSQ	0.00	0.00	02:17.39	0.00	0.00	DSQ					
	Cynthia Edgerton			DSQ	0.00	0.00	DSQ	0.00	0.00	DSQ					
	Jackie White			DSQ	0.00	0.00	01:58.65	0.00	0.00	DSQ					

														
Monika White				DNF	0.00	0.00	DSQ	0.00	0.00	DNF				
Peyton Heitzman				02:32.21	0.00	0.00	DNF	0.00	0.00	DNF				